



PREPARE FOR HURRICANES

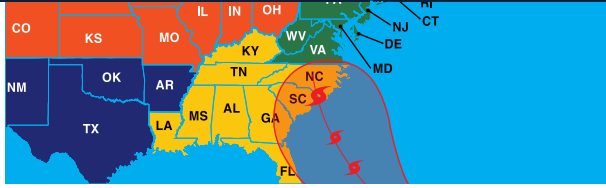


ARMY DISASTER PERSONNEL ACCOUNTABILITY AND ASSESSMENT SYSTEM (ADPAAS)

<https://adpaas.army.mil>

KNOW YOUR ZONE:

Learn if you live in a hurricane evacuation zone that may flood during a hurricane and evacuate if told to do so.



KNOW YOUR EVACUATION ROUTE.


Keep an evacuation map in your vehicle, in a waterproof case.

Make sure you have a full tank of gas in your vehicle. Park your vehicle on higher ground or in your garage. **DO NOT** park under trees, power lines or in low-lying areas.



MAKE A PLAN:

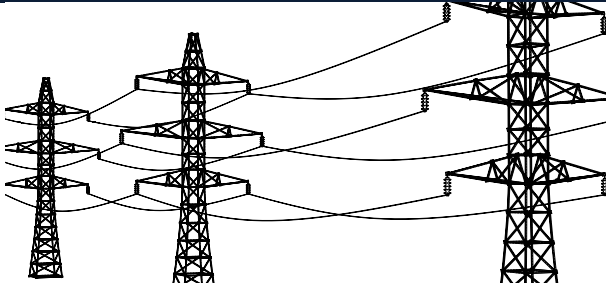
Make a Family Emergency Plan on what to do and how to stay in touch in a storm. Create a plan to evacuate, including where you will go, and what you should bring.



PREPARE FOR POWER LOSS:

Have a plan and supplies for extended power outages.

If you have a home generator: Ensure it is in good working order. Make sure you have extra fuel.



PREPARE FOR MEDICAL NEEDS:

If you or a family member has special medical needs, equipment, or treatment, include these in your plan. Talk to your care provider for additional advice or assistance.



PROTECT IMPORTANT DOCUMENTS:

Keep important documents such as legal papers, birth certificates, marriage license, insurance policy information etc. in a fire and flood proof safe.



IDENTIFY A SHELTER ROOM:

This enclosed area should be on the first floor, in the central part of the house without windows.

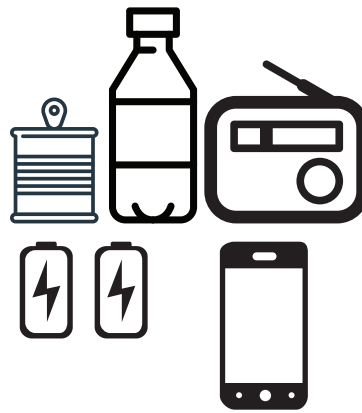


BUILD A KIT:

Include supplies your family will need for 3-5 days. Don't forget your pets.

EMERGENCY READINESS KIT

- Emergency NOAA Weather Radio
- Non-perishable Food
- Water
- Flashlight(s)
- Batteries
- Hand Sanitizer
- Blankets
- Clean Clothing
- Plastic plates, utensils, and cups
- Pillows
- Extra Medications
- First Aid Kit
- Solar Chargers for Cell Phones
- Pet supplies



PREPARE YOUR HOME:


Trim large trees and shrubs and bring all outside furniture, potted plants, bike, toys indoors. Secure outdoor items that are potential missile hazards.

Install storm shutters to protect windows, doors and skylight with appropriate shutters or plywood.



PREPARE FOR PETS AND SERVICE ANIMALS:

Include food, water, supplies, medications, and carriers and other items your pet or service animal needs if you must evacuate. **Remember**, your service animal is always allowed in shelters or anywhere else you go.



Atlantic Hurricane Season: June 1-November 30.

Helpful Web Sites:

FEMA:
www.fema.gov

Disasters and Emergencies:
www.ready.gov

National Weather Service:
www.weather.gov

NOAA Weather Radio:
www.weather.gov/nwr/